

SNIPPETS



President's Message

Well Labor Day has come and gone and it's still hot, hot, hot!!! I really want to start my fall decorating, but it's hard to get in the mood when it's this hot (and humid!). Maybe I'll just go back in my quilt studio and try to finish up some PHD's.

Thank you, thank you, thank you to all of the members who came to "Margo's Sweat Shop" in August. Not only did we complete a lot of charity quilts but we also got to visit with our quilting friends while doing it. And on top of all that, we were treated with ice cream sundaes for all our hard work. Volunteers also took quilts home to piece, machine quilt or longarm. I am very proud to be a member of a group that contributes so much to those in need.

Speaking of charities, we have received a request for pillowcases from Ryan's CASE for SMILES (see flyer at the back of this newsletter, on pp. 9-10). Since we have already met our pillowcase goal, we will be donating all additional pillow-

cases received to this organization. Please consider contributing to this very worthwhile cause.

Our guest speaker for September will be Michele Scott, The Pieceful Quilter. I have not heard her myself, but hear she is a very entertaining speaker. You can check out her website, www.piecefulquilter.com, where she has patterns, kits, fabrics and threads for sale, as well as some free patterns. She also has links to her YouTube videos.

Michele will also be offering a class the following day, September 20th, on Successful Machine Quilting: Basics to Bobbins. There are still some spots available.

For those of you who were away in July and/or August, I really look forward to seeing you on the 19th. And please don't forget to bring all your show and tell projects!!!

Karen

Important Dates

September 19	10 AM	CCQ Monthly Meeting
September 20	9 AM—4 PM	Class—Michele Scott—Successful Machine Quilting: Basics to Bobbins SPACE AVAILABLE
September 29	Noon	Program Committee Meeting (Rec Center @ Market Common)
October 17	8:30 AM	CCQ Board Meeting
October 17	10 AM	CCQ Monthly Meeting

All events held at Oceanside Village Recreation Center unless otherwise noted.

Program News

~ Joanne Shropshire

September Program

You won't want to miss our September program on September 19th with **Michele Scott**, "The Pieceful Quilter" – Every Quilt Tells a Story.

With her trademark humor, high energy, and "done is better than perfect" attitude, Michele will take us on a journey through her 20+ years of quilting, from her very first project to her latest award winning and book quilts. She shares the hilarious mishaps and missteps that shaped her into the quilt professional she is now.

Michele's quilt designs, articles and blogs can be found in a variety of major publications.

September Class—Reminder

There is still **space available** for Michele's 9/20 class: Successful Machine Quilting: Basics to Bobbins. Whether you're new to machine quilting or if you have a little experience with

free motion quilting, but would like to enhance your skills with some decorative threads such as rayon and metallics, this is the class for you. Take your machine quilting to the next level. Skill Level: Beginner to Advanced. The registration form and supply list can be found on pp. 4-5.

Fall Challenge

The Fall Challenge will be "Back to Basics" and will be due at the February 2023 meeting. Full details on the challenge will be available at the September meeting!



Membership News

~ Anna Henry & Paula Batson

Please remember to wear your nametag to the meeting!



CCQ Membership Count

138

Charity News

~ Margo Woolard

The August workshop was phenomenal! We'd received an urgent call from Fostering Hope needing more boys quilts and we delivered!! Oh boy, did we ever!! Since the workshop, we have donated a total of 33 quilts, mostly boys, and 15 baby quilts to Fostering Hope. We also delivered 52 baby quilts to Family Outreach of Horry County, 313 pillowcases went to MUSC Children's Hospital and 41 pillowcases to Miles For Smiles. Well done ladies and gentleman Jac!!

Fostering Hope is always in need of boys quilts. Last month we cleaned out the storage unit of quilt tops...so we need MORE! Lots of cutting got done at the workshop, so Terry Slotter, Pam Donat and I have been busy making up boys quilt kits ready to sew. We will have these kits at the September meeting. If you have fabrics at home suitable for boys that you can make a top from your stash, that would be wonderful.. It need not be anything elaborate...just squares will work. Or how about using the Yellow Brick

Road pattern...it's an oldie but a goodie! All it takes is 6 fat quarters. We are just need quilt tops badly! Anything you can do to help is greatly appreciated.

Also, please remember to return any baby quilts or FH quilts that were taken home to complete. Thanks!

We frequently get asked what size should the quilt tops be or what size are the pillowcases or bead bags. So to help with those questions, Pam has created a chart. Now, at a glance you can see who we donate to and what sizes are needed for each project. Mary has included it in the newsletter and will put it on the website so it is available to you whenever you have questions. We will also have a few copies of the chart at the meeting.

Thank you again for all the work that you do to

FOR SALE

Did you know that members can place items you have for sale in the newsletter? Email coastalcarolinaquilters@gmail.com with a brief description and a picture.

Destiny 2 Sewing/Embroidery/Quilting Machine

Hoop Sizes 4x4, 5x7, 6x10, 9.5x9.5 and 9.5x14. All original accessories including all manuals, various feet and walking foot. Teal XL Trolley and Embroidery Head case. Just cleaned and serviced at Accent Sewing

\$4500

Contact Patti Sperry (740) 630-5144 for more info.



There's still space available for this class! Please register so that the CCQ Program Committee can continue to offer these unique and valuable classes to our members!

Successful Machine Quilting: Basics to Bobbins

Michele Scott McColligan

Basics to bobbins is the perfect fusion of a beginner and advanced machine quilting class. Whether you're new to machine quilting or you have a little experience with free motion quilting, but would like to enhance your skills with some decorative threads such as rayon and metallics, this is the class for you. Take your machine quilting to the next level as you create your own interesting patterns without templates. Learn those fabulous free motion "doodles" designs that you do not need to mark. This should be a great skill building class.

Date: September 20, 2022

Place: Oceanside Village Recreation Center

Time: 9 until 4

Cost: \$40

Sorry, no refunds. If there is a waiting list, your spot may be sold to next person on the list.

Make checks payable to CCQ and mail to

Ginny Bowerman

16 Elderberry Lane

Pawleys Island, SC 29585

Any questions call Ginny @ 540-270-7995 or Joanne @ 843-957-0415

-----CLIP AND MAIL WITH CHECK-----

Name (Please print)_____

Email Address_____

Successful Machine Quilting: Basics to Bobbins

Basics to Bobbins is the perfect fusion of a basic and advanced machine quilting class! If you have a little experience with free motion quilting, but would like to enhance their skills with some decorative threads such as rayon and metallics, this is the class for you. We even will explore bobbin work! Take your machine quilting to the next level as you create your own interesting patterns without templates - learn those fabulous free motion "doodle" designs that you do not need to mark!! During this super fun and creative class, we will experiment with a wide variety of beautiful decorative threads – even those tough ones that keep breaking in your machine! You will learn how easy it is to stitch exquisite threads from the bobbin of your sewing machine. We'll even machine couch with funky yarns!

What do you **need** for this class?

- A foot that gives you the capacity for free motion (darning foot) and the ability to drop or cover your feed dogs. PLEASE test this prior to signing up for the class. Your machine will often come with a "darning foot", but this is not always the **free motion** darning foot. Talk to your dealer or a quilting friend to be sure....or call me!

Supply List

- Well-oiled sewing machine in good working condition with zigzag stitch.
- Walking foot that fits machine (please test first if not sure) and darning foot (for free motion quilting – see above).
- 2 empty bobbins and a couple of filled bobbins (any thread is fine)
- Make 6 "sandwiches" of 16" muslin square, 16" cotton batting square, 16" muslin square. We will use these to practice our quilting. You do not need to pin these together.
- Bring an extra bobbin case, if you have it. If you want to do bobbin quilting with thick threads, be sure to have one. If you aren't sure what this is, contact your dealer or call or email me.
- Assortment of threads – thick, thin, metallics, yarns. Please don't go out and buy anything special. I have plenty for you to try.
- Monofilament (invisible) nylon thread – I prefer YLI brand. I will have some on hand.
- Small screwdriver that comes with your machine
- Small scissors or thread snips
- Machine needles; 100/16 and 90/14 Topstitch (I will have some on hand)
- Pen, pencil, and/or thin permanent marker to mark on the fabric.

PLEASE email me with any questions you have. It will make both our experiences so much more pleasant if you're prepared for the class! ☺

Michele Scott
mms1218@yahoo.com
856.275.3947



Annual Craft Boutique & Second Hand Rose Sale

Saturday September 10th 2022

9 A.M. To 1 P.M

Shallotte Presbyterian Church

5070 Main Street, Shallotte, NC (behind the Library)

Come support the Brunswick Quilters!

Craft Supply items & handmade items- all for sale

Brunswick quilters has a commitment to continuing community outreach by making various items for those in need in **BRUNSWICK COUNTY**. These include:
Walker Bags for nursing homes, newborn hats, youth quilts, Teen Quilts, newborn quilts for the hospital,
lap quilts for nursing home residents, bags for cancer patients, quilts for the firehouses and more!

Quilt Raffle, Craft and Sewing Supplies and Hand Crafted Items for Sale

RAFFLE QUILT TICKETS ALSO AVAILABLE

Help us clean out our closets : perhaps you will find just the craft supplies you need, as well as, a few gifts!

Need more info? Email brunswickquilters@gmail.com



CCQ Standardized Charity Project Sizes

The following sizes are not absolute requirements but are suggestions that meet the needs of our charities. We specify 55 inches as the maximum width for most quilts since our batting is 120 inches wide and we can cut batting for two quilts from one width of batting.

ORGANIZATION	PROJECT	MIN. SIZE	MAX. SIZE
Family Outreach	Baby Quilt	36" X 42"	42" X 42"
	Young Child's Quilt	42" X 48"	48" X 60"
Medical University of SC Children's Hospital (MUSC)	Pillowcase	9" by WOF cuff (¼ Yd) 27" by WOF body (3/4 Yd)	
	Bead Bags..Bags of Courage	(2) 9" X 12" rectangles for front and back panels	

GUIDELINES:

Because of the greater need, CCQ focuses on boy's quilts for ages 8-18. However, we do accept children's quilts for all ages.

No florals on boy's quilts. The boys will not take them.

Rectangular quilts are preferred over square quilts.

Maximum width is 55"

When donating a quilt top, please include your name and top dimension (width & length) on a piece of paper and attach it to the quilt. This info saves time when cutting backing, batting and binding. Thank you !!!



Photo collage, courtesy of Jan McGinty

Welcome to the Quiltathon! - Part 2

Thanks for the pictures goes to Jan McGinty!



Joanne Shropshire




Brenda Grampas




Paula Batson



Joanne Shropshire



Tina Berry






The lovely
Sandy Jacobs



Margo Woolard runs a "Sweat Shop"
at CCQ July and August.
Karon Williams left getting
instructions.



Our President
Karen Bennett



Bobbi Callison



Brenda Call





<https://caseforsmiles.org/>

We Need You!

Miles of Pillowcase Smiles is coming in September to coincide with National Childhood Cancer Awareness month.

Our mission has broadened to include ALL KIDS dealing with life-changing illnesses and injuries and we have set an aggressive goal for 2021. Each year, approximately 44,000 children are in cancer treatment across the country and there are many more children treated for other life-changing illnesses and injuries.

With your help throughout September, we can reach our goal of 55,000 pillowcases or 26 miles (2,112 pillowcases equals one mile) striving to deliver to EVERY kid facing adversity in the hospital.

Pillowcases may be delivered to

- Fabric Emporium (2144 Hwy 17 South, Garden City)
- Accent Sewing (4410 US Highway 17 South B7, Murrells Inlet)
- Quilting at the Beach (3246 Waccamaw Blvd. Myrtle Beach)

Or contact me to make arrangements.

Thank you so much!

Linda

Linda Dunn, Coordinator, Myrtle Beach Chapter

Case4smiles.myrtlebeach.sc@gmail.com

803-687-7096

Please, won't you join us?



PILLOWCASE GUIDELINES

Please use **100% cotton** (no polyester) fun/novelty prints! Pillowcases for teenage boys and girls are always needed. Please, no glitter and no skulls.

Flannel is acceptable but **not** in all hospitals. Please check with your local coordinator in regards the hospital's policy. Note: JoAnn's flannel prints wash fairly well but the solid flannel tends to look worn after 2 washings. Use caution with using **RED**. Always pre-wash to avoid bleeding into any contrasting fabric being used on the pillowcase.

I can
do
this
part
for
you.

Wash pillowcases in unscented detergent, iron and place in a quart or gallon ziplock bag. Please make sure all pins are removed and the pillowcases are sewn properly. If sewing with inexperienced sewers, you will get the best result if you have an experienced sewer at each machine assisting those less skilled.

We are very conscious of the children's compromised immune systems so whomever washes and bags the pillowcases should be healthy and work on a "clean" surface. If the pillowcases were pre-washed please re- wash after they are sewn.

Have Fun...Happy Sewing and Thank you so much for *helping kids feel better to heal better.*



Please join us for the
2022 PROJECT LINUS MYSTERY QUILT CHALLENGE

You'll receive 9 downloadable clues with accompanying videos =
9 weeks of Quilting Fun!

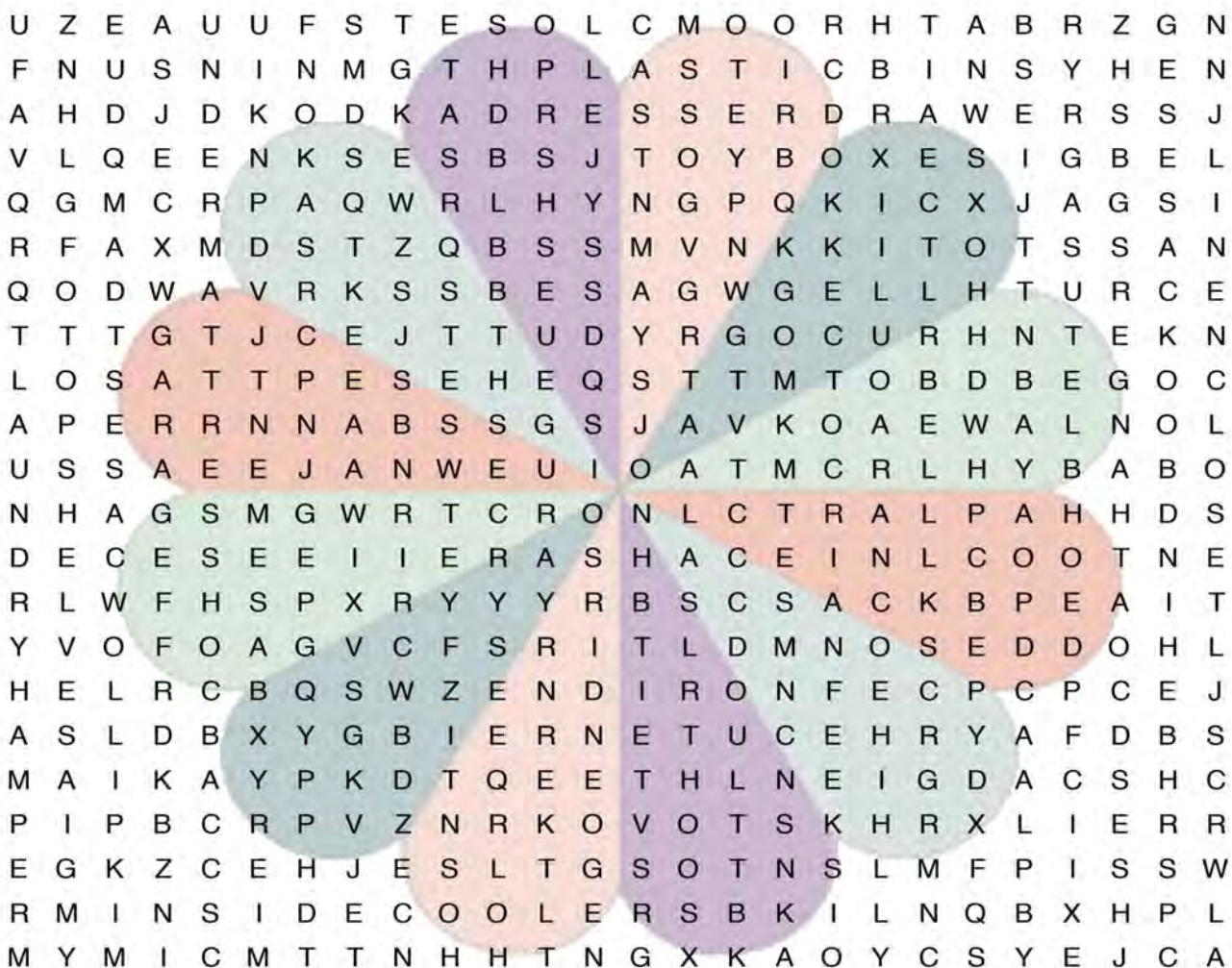


Please designate your \$20 donation to our local Project Linus Chapter:

Project Linus of Horry County, SC

Note that in addition to entering the local chapter information, you'll need to include the name of the Chapter Coordinator. It is Liz Hyman. Questions can be sent to Liz at projectlinus.horrycounty@gmail.com or you can reach Liz at 843-284-3360

Places to Hide Fabric



U Z E A U U F S T E S O L C M O O R H T A B R Z G N
 F N U S N I N M G T H P L A S T I C B I N S Y H E N
 A H D J D K O D K A D R E S S E R D R A W E R S S J
 V L Q E E N K S E S B S J T O Y B O X E S I G B E L
 Q G M C R P A Q W R L H Y N G P Q K I C X J A G S I
 R F A X M D S T Z Q B S S M V N K K I T O T S S A N
 Q O D W A V R K S S B E S A G W G E L L H T U R C E
 T T T G T J C E J T T U D Y R G O C U R H N T E K N
 L O S A T T P E S E H E Q S T T M T O B D B E G O C
 A P E R R N N A B S S G S J A V K O A E W A L N O L
 U S S A E E J A N W E U I O A T M C R L H Y B A B O
 N H A G S M G W R T C R O N L C T R A L P A H H D S
 D E C E S E E I I E R A S H A C E I N L C O O T N E
 R L W F H S P X R Y Y Y R B S C S A C K B P E A I T
 Y V O F O A G V C F S R I T L D M N O S E D D O H L
 H E L R C B Q S W Z E N D I R O N F E C P C P C E J
 A S L D B X Y G B I E R N E T U C E H R Y A F D B S
 M A I K A Y P K D T Q E E T H L N E I G D A C S H C
 P I P B C R P V Z N R K O V O T S K H R X L I E R R
 E G K Z C E H J E S L T G S O T N S L M F P I S S W
 R M I N S I D E C O O L E R S B K I L N Q B X H P L
 M Y M I C M T T N H H T N G X K A O Y C S Y E J C A

back of closet
garage
pantry
coat hangers
ottoman
basement

toyboxes
bathroom cabinet
laundry hamper
top shelves
bathroom closet
dresser drawers

behind bookcases
under dressers
car trunk
under mattress
linen closet
in the dryer

under recliners
nightstands
attic spaces
under beds
children's closets
above refrigerator

friend's house
pillow cases
plastic bins
black trashbags
hope chest
inside coolers

Just for FUN!

[SewManyQuiltyThings - Etsy](https://www.etsy.com/shop/SewManyQuiltyThings) has a great selection of gifts for quilters, including puzzles like this!

The Back Page

Officers & Chairpersons

President

Karen Bennett 215-880-1408

Vice-President

Brenda Grampsas 843-772-0125

Secretary

Joanne Quicksell 914-805-1559

Treasurer

Pam Donat Hays 574-596-1389

Historian

Jan McGinty 843-314-3060

Sunshine

Patti Balsinger 843-365-0470

Newsletter / Website

Mary Terwiske 603-479-5141

Membership

Anna Henry 203-339-5091

Paula Batson 843-251-6302

Programs

Ginny Bowerman 540-270-7995

Connie Fallon 914-403-0606

Lynn Gallagher 843-650-7219

Judy Lyons 443-336-5045

Karen Morey 843-503-5648

Joanne Shropshire 843-957-0415

Hospitality

Kathy Henry 607-259-6040

Maggie Ognik 843-650-7736

Projects / Challenges

Visit the website for current
Projects and Challenges

Website

coastalcarolinaquilters.com

A Visit to FOSTERING HOPE

CCQ Vice President Brenda Grampsas visited Fostering Hope in August and delivered 13 quilts from CCQ. At this time, Fostering Hope has a special need for boys clothing, sizes 7-18. Brenda will happily deliver any donations brought to the CCQ meetings for Fostering Hope in Conway since they are located not far from her home.

Here is what Tabby wrote to CCQ members: "Thank you for your recent donations of 13 quilts for the children we serve at Fostering Hope. All of us appreciate all the time



Tabby (l.) founder and director, with Brenda (r.)

and effort each of the members of the Coastal Carolina Quilters give to provide these quilts. I know the children love to receive these labors of

love." Check out their website for the inspiring history of the organization, as well as some of the volunteer opportunities available there.



Fostering Hope store for clients