


## Final Clue - Reveal

Color A cut 72 pieces that are 2 X 3 ½ inches. If you have left over strips from last clue use them if not you will need to cut some.

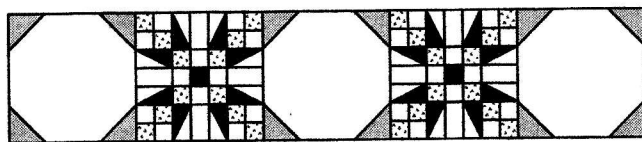
Assemble the star block using the diagram below. Need to make 18 star blocks.



Piecing Diagram  
Star Block  
Make 18.

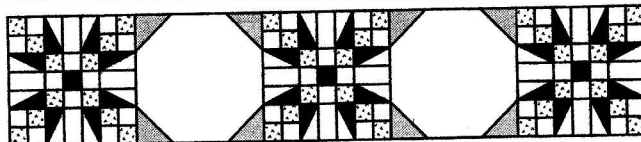
Make rows there are two layouts for the rows. There is an A row and a B row. You will make 3 row A and 4 row B.

Row A




Make 3 rows.

Row B



Make 4 rows.

Assemble the center of the quilt using the diagram.



### Borders

Inner border of Fabric C is cut at  $2 \frac{3}{4}$  inches. Pattern calls for 8 strips.

Middle border of Fabric D is cut at  $1 \frac{1}{4}$  inches. Pattern calls for 8 strips.

Outer border of Fabric B is cut at 6 inches. Pattern calls for 8 strips.

Binding of Fabric B is called to be cut at  $2 \frac{1}{2}$  inches, but you can cut it what ever size works best for you.